

**Square body DIN 43 653 — 1000V (IEC): 20-315A**

**1000V (IEC) 20-315A**

**Specifications**

Description: Square body DIN 43 653 stud-mount high speed fuses.

**Dimensions:** See dimensions illustration.

**Ratings:**

Volts — 1000Vac (20-250A)  
— 900Vac (315A)

Amps — 20-315A

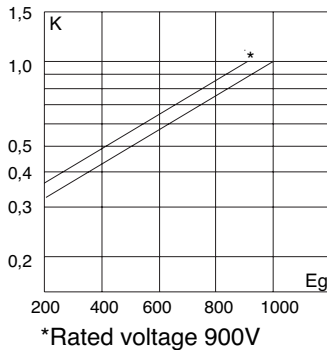
IR — 150kA RMS Sym.

**Agency Information:** CE, Designed and tested to IEC 60269: Part 4, UL Recognized.

**Electrical Characteristics**

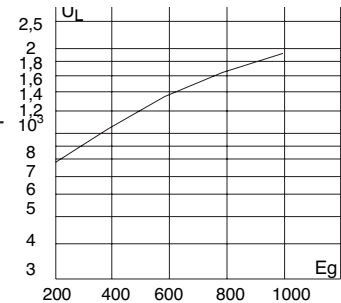
**Total clearing I<sup>2</sup>t**

The total clearing I<sup>2</sup>t at rated voltage and at power factor of 15% are given in the electrical characteristics. For other voltages, the clearing I<sup>2</sup>t is found by multiplying by correction factor, K, given as a function of applied working voltage, E<sub>g</sub>, (rms).



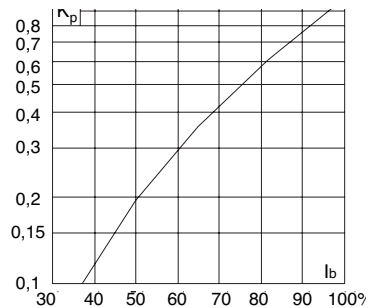
**Arc Voltage**

This curve gives the peak arc voltage, U<sub>L</sub>, which may appear across the fuse during its operation as a function of the applied working voltage E<sub>g</sub>, (rms) at a power factor of 15%.



**Power Losses**

Watts loss at rated current is given in the electrical characteristics. The curve allows the calculation of the power losses at load currents lower than the rated current. The correction factor, K<sub>p</sub>, is given as a function of the RMS load current, I<sub>b</sub>, in % of the rated current.



**Features and Benefits**

- Excellent dc performance
- Low arc voltage and low energy let-through (I<sup>2</sup>t)
- Low watts loss
- Superior cycling capability

**Typical Applications**

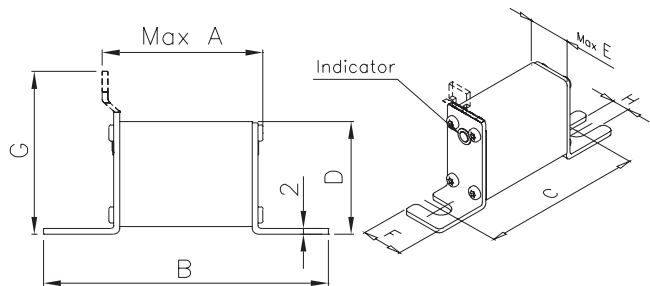
- DC common bus
- DC drives
- Power converters/rectifiers
- Reduced voltage starters

**Dimensions (mm)**

Type 00TN/80 – 00/80

Size	Max A	B	C	D	Max E	F	G	H
00/80	54	98	78	51	30	28	67	10
00TN/80	54	98	78	51	30	28	67	10

1mm = 0.0394" / 1" = 25.4mm



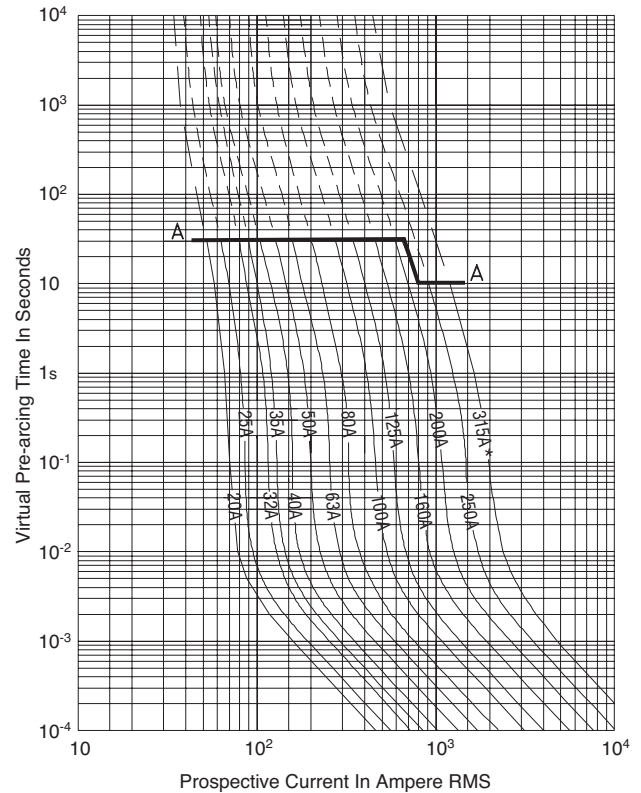
## Square body DIN 43 653 — 1000V (IEC): 20-315A

### Catalog Numbers

Catalog Numbers		Size	Electrical Characteristics				Watts Loss
00/80 Visual Indicator for Micro	00TN/80 Type T Indicator for Micro		Rated Voltage	Rated Current RMS Amps	I <sup>2</sup> t (A <sup>2</sup> Sec)		
				Pre-arc	Clearing at Rated Voltage		
170M4802	170M4822	00	1000	20	20	140	5
170M4803	170M4823		1000	25	30	210	7
170M4804	170M4824		1000	32	55	390	9
170M4805	170M4825		1000	35	69	500	10
170M4806	170M4826		1000	40	100	690	11
170M4807	170M4827		1000	50	170	1200	13
170M4808	170M4828		1000	63	280	2000	18
170M4809	170M4829		1000	80	500	3500	22
170M4810	170M4830		1000	100	950	6850	25
170M4811	170M4831		1000	125	1500	11500	33
170M4812	170M4832		1000	160	3000	22000	37
170M4813	170M4833		1000	200	5600	40500	40
170M4814	170M4834		1000	250	10000	74000	48
170M4815	170M4835		900	315	18000	115000	58

• Watts loss provided at rated current.  
 • Microswitch ordered separately. See accessories on page 179-180.

### Size 00 — 20-315A: 1000V Time-Current Curve



High Speed Fuses



### Did You Know?

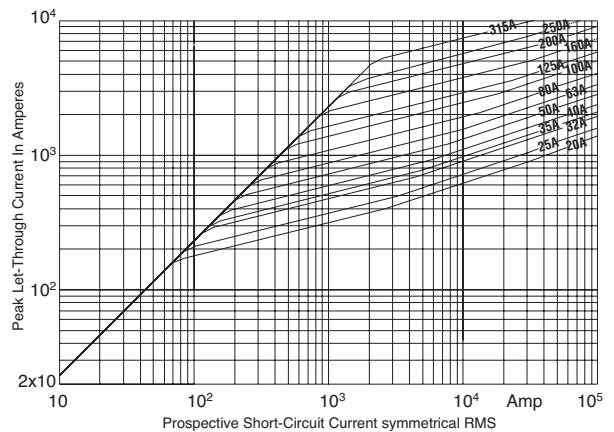
#### Protect the Promise of Customer Satisfaction

Our customer satisfaction team answers your calls 8:00 a.m. – 4:30 p.m. for all US time zones, receiving and responding to an average of 1600 calls and 700 emails every day.

We also offer emergency after-hours service.

**Phone:** 636-527-3877  
**email:** busscustsat@cooperbussmann.com  
**Toll-free fax:** 800-544-2570  
**Emergency after-hour phone:** 314-995-1342

### Peak Let-Through Curve



\* 315A fuse is derated to 900V

**Data Sheet: 17058504**

# Mouser Electronics

Authorized Distributor

Click to View Pricing, Inventory, Delivery & Lifecycle Information:

## Eaton:

[170M4807](#) [170M4809](#) [170M4833](#) [170M4834](#) [170M4835](#) [170M4808](#) [170M4810](#) [170M4811](#) [170M4812](#) [170M4813](#)  
[170M4815](#) [170M4822](#) [170M4823](#) [170M4824](#) [170M4825](#) [170M4826](#) [170M4802](#) [170M4803](#) [170M4827](#) [170M4828](#)  
[170M4829](#) [170M4830](#) [170M4831](#) [170M4832](#) [170M4804](#) [170M4805](#) [170M4806](#)